

A/1

side seam.....to here

cup seam

lower edge

www.lizhaywood.com.au
March 2023 archive

Zero Waste Bra
side front panel
Cut 4 (as 2 pairs)
6mm seam allowances

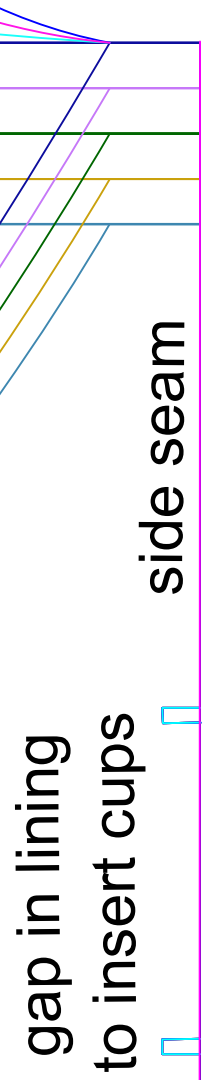
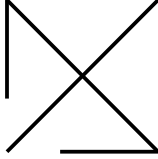
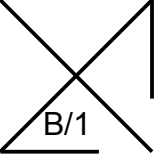
49" 47" 45" 43" 41" 39" 37" 35"

49" 47" 45" 43" 41" 39" 37" 35"

Centre Back
6mm seam
Cut off about 2.5cm
for hooks and eyes

Zero Waste Bra
back
Cut 4 (as 2 pairs)
6mm seam allowances

gap in lining
to insert cups

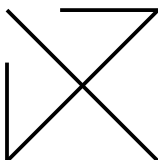
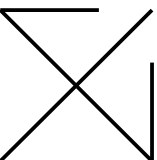


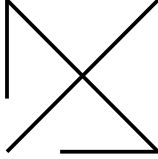
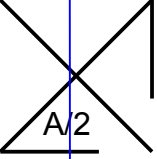
Test square
5cm x 5cm

Zero Waste Bra

An experimental pattern by Liz Haywood
See www.lizhaywood.com.au March 2023 archive
for sewing instructions and advice

Fine print:
Creative Commons 4.0 (share alike)
This can be freely shared, adapted and improved upon
provided Liz Haywood is credited as the original creator
and the source is linked to.
Derivative works must use the same licence terms.
This pattern can be used to create physical items to sell.





A/2

Centre Back
6mm seam
Cut off ab
for hooks

Cut 4 (as 2 pairs)
6mm seam allowances
www.lizhaywood.com.au
March 2023 archive

lower edge - attach 19mm plush elastic here

neckline

